



LED COLOUR

- 27 2700K
- 30 3000K
- 40 4000K

BEAM ANGLE

- 20 20°
- 40 40°
- 55 55°

FINISH

- W White
- B Black

INCLUDED DRIVER

- FO Fixed Output
- LT Leading & Trailing
- I 1-10V Dimming
- D DALI Dimming

Product Code

PLYSI 1/ 15 / / / /

15W	Colour Temp (K)	2700	3000	4000
	Luminous Flux @ 55° (lm)	970	1040	1120

APPLICATIONS

Designed to function as an accent light for numerous and varied applications such as retail displays, bars, shopping centres, public buildings, office and residential.

DESCRIPTION

The Physi 1 uses the latest Bridgelux COB LEDs to provide a strong but evenly distributed beam of light and features an inner baffle to reduce glare.

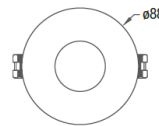
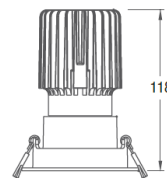
This luminaire is constructed from die-cast aluminium with a white or black finish and is manufactured complete with plug-and-play cable for easy installation.

FEATURES

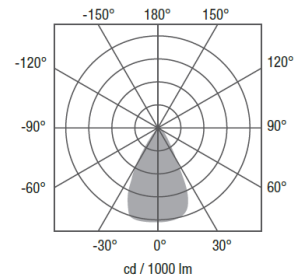
- IP20
- Clean and neat outlook design
- Uses Bridgelux COB LED - low maintenance cost
- Dedicated thermal management
- No UV or IR emissions
- LED lifetime 50,000 hours
- Compatible with fixed output, leading and trailing edge dimming, and 1-10V dimming system

NOTE

It is important that you check the compatibility of the dimmable units with the lighting controls supplier before placing your order.



Cut out ø75mm



(Curve shown for 3000K with 55° beam angle)

1m	1243 lx	1.0m ø
2m	311 lx	2.0m ø
3m	138 lx	3.0m ø
4m	78 lx	4.0m ø
5m	60 lx	5.0m ø

Parameter	Specification		
Light Source	Bridgelux COB		
Power Consumption (W)	15		
LED Current (mA)	DC 450		
Operating Voltage (V)	AC 100-240V 50/60Hz		
Colour Temperature (K)	2700	3000	4000
Luminous Flux @ 20° (lm)	975	1035	1030
Luminous Flux @ 40° (lm)	960	1010	1040
Luminous Flux @ 55° (lm)	970	1040	1120
CRI (Ra)	80		
Lifetime (Hrs)	50,000		
Ingress Protection (IP)	20		
Driver Options	Fixed Output, Leading & Trailing Edge Dimming, 1-10V Dimming, DALI Dimming		

