




# Elara Circular LED Pendant



## Pendant Design

The Elara Circular LED Pendant defines the term of new contemporary decadence. The design creates a strong focal point in any modern architecture and workplace without compromising the aesthetics.



## Engineering

Thanks to its uniquely designed diffuser the circular pendant produces a perfect ring of illumination and the innovative engineering inside the luminaire facilitates a profile of only 80mm deep to emphasize a thin, floating ring of light.

## Mounting

Suspended pendant, surface, and wall mounted.

## Diameter Options

0.6m / 1m / 1.2m / 1.5m / 2m / 2.4m / 3m / 5m.

## Aluminum Body

Black, white or silver.



## Driver

Phillips/Tridonic/AGT Driver with full dimming options 1-10V and DALI.

## LED

Cree/Nichia/Osram/Sanan chip  
CRI 80 and CCT 3000 K and 4000 K with a 5 year warranty.

## Polycarbonate Optic

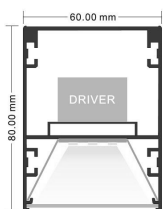
The polycarbonate satin frost optic offers high performance and clean homogeneous imaging.

# Elara Pendant - Product Portfolio

Elara 60 | 60mm x 80mm DIRECT

Up to 90 lm/W

Code	Diameter Ø/m	Power W	Lumen lm
ELARA 60/0.6	0.6	20	1800
ELARA 60/1.0	1.0	40	3600
ELARA 60/1.2	1.2	60	5400
ELARA 60/1.5	1.5	80	7200
ELARA 60/2.0	2.0	120	10800
ELARA 60/2.4	2.4	150	13500
ELARA 60/3.0	3.0	180	16200
ELARA 60/5.0	5.0	320	28800


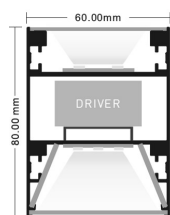


# Elara Pendant - Product Portfolio

Elara 60 B | 60mm x 80mm BI-DIRECTIONAL

Up to 90 lm/W

Code	Diameter Ø/m	Power up/W	Power down/W	Lumen up/lm	Lumen down/lm
ELARA 60 B/0.6	0.6	7	23	630	2070
ELARA 60 B/1.0	1.0	10	40	900	3600
ELARA 60 B/1.2	1.2	15	45	1350	4050
ELARA 60 B/1.5	1.5	20	80	1800	7200
ELARA 60 B/2.0	2.0	36	120	3240	10800
ELARA 60 B/2.4	2.4	45	150	4050	13500
ELARA 60 B/3.0	3.0	54	180	4860	16200
ELARA 60 B/5.0	5.0	96	320	8640	28800



# Elara Pendant - Product Portfolio

Elara | DIMENSIONS

